

48th Trends

In Ophthalmology

2nd & 3rd March 2023

Royal Society of Medicine
1 Wimpole Street, London
W1G 0AE

eyehope

reg charity no: 1177770

Welcome

Ms. Susana Morley
Chair of Trends



- ▶ Welcome to Trends in Ophthalmology 2023! Following two virtual meetings, we are thrilled to be able to host our first face to face meeting since the pandemic, in our new venue of the Royal Society of Medicine. Despite the new setting, the meeting itself will be following a similar format to previous years, with our usual diverse selection of interesting lectures and cases for you to enjoy and which we hope will stimulate discussion and new ideas, as well as promote new professional networks. All our contributing speakers and chairs have given generously of their time and knowledge to allow us to put together this year's meeting and I am extremely grateful to them.
- ▶ I am also pleased to announce that this year's Ridley Eye Foundation Medal Lecture will be given by Prof Sheng Lim, Consultant Ophthalmic Surgeon at St Thomas' Hospital and Professor of Glaucoma Studies at King's College, London. Prof Lim has tremendous experience in the fields of surgical glaucoma and clinical trials, with key research interests including human aqueous dynamic studies and the use of glaucoma devices. We are delighted that he can join us for this meeting and share some of his knowledge with us.

Welcome continued

- ▶ We will also be holding our regular Catherine Heatley Memorial Lecture, given by an ophthalmology trainee from the London Deanery, selected in recognition of their research work. This will be followed by an interesting session delivered by our current and previous Frost Professors of Ophthalmology, (Prof Hammond and Prof Marshall), discussing research and industry opportunities in the field.
- ▶ As well as a range of other eminent guest speakers talking on oculoplastics, glaucoma, cataract and vitreoretinal surgery, we will also have our regular Medical Eye Unit cases, as well as the Case of the Year session which gives some of our trainees an opportunity to present cases from each subspecialty and which we hope will offer a broad range of clinical interest.
- ▶ Finally, I would also like to take this opportunity to thank our industry sponsors, without whose help Trends would not exist in its current form. We are very grateful for their ongoing support and would urge everyone to visit their exhibition stands, which showcase some of the latest technological and pharmaceutical developments in ophthalmology.
- ▶ I very much look forward to welcoming you all in person and sincerely hope you all enjoy the meeting!

Background

- ▶ The charity Eyehope was formed in 2007 by a group of leading London ophthalmologists who work closely together to ensure Eyehope's aims are clear and consistent.
- ▶ Our trustees and volunteers are passionate about improving the treatment and care for eye disease.
- ▶ Eyehope funds training for all health professionals who are treating patients with sight problems.
- ▶ Eyehope arranges several courses throughout the year, including Trends in Ophthalmology. More information about the charity, its programmes of support and courses can be found on the website at www.eyehope.co.uk

Trustees

- ▶ Prof. Christopher Hammond, Eyehope Chair, Frost Professor of Ophthalmology, King's College London, and Consultant Ophthalmic Surgeon, Guys and St. Thomas' Hospital, London
- ▶ Prof. David O'Brart - Professor of Corneal Surgery, King's College London, and Consultant Ophthalmic Surgeon, St Thomas' Hospital, London
- ▶ Ms. Adanna Obi, Ophthalmic Surgeon, St. Thomas' Hospital, London
- ▶ Mrs. Samantha Mann Consultant Ophthalmic Surgeon, St. Thomas' Hospital, London

Organisers and Faculty

Chair of Trends

- ▶ Ms. Susana Morley, Consultant Ophthalmic Surgeon, St. Thomas' Hospital, London

Symposia Chairs

- ▶ Prof. David O'Brart, Consultant Ophthalmic Surgeon, St. Thomas' Hospital, London
- ▶ Mr. Maninder Bhogal Consultant Ophthalmic Surgeon, St. Thomas' Hospital, London
- ▶ Prof. Christopher Hammond, Consultant Ophthalmic Surgeon, St. Thomas' Hospital, London
- ▶ Ms. Susana Morley, Consultant Ophthalmic Surgeon, St. Thomas' Hospital, London
- ▶ Mr. Ian Rodrigues, Consultant Ophthalmic Surgeon, St. Thomas' Hospital, London
- ▶ Mr. Roger Wong, Consultant Ophthalmic Surgeon, St. Thomas' Hospital, London
- ▶ Dr. Sui Wong, Consultant Neuro-ophthalmologist, St Thomas' Hospital, and UCLH London
- ▶ Dr. Tas Braithwaite, Consultant Medical Ophthalmologist, St Thomas' Hospital, London
- ▶ Dr. Jonathan Virgo, Consultant Medical Ophthalmologist, St Thomas' Hospital, London

Sir Harold Ridley Lecture

- ▶ Prof K. Sheng Lim, Consultant Ophthalmic Surgeon, St Thomas' Hospital, London & Professor of Glaucoma Studies, King's College London

Kitty Heatley Memorial Lecture

- ▶ Mr. Paul Nderitu, Research Fellow, King's College London

Faculty continued

Thank you to our invited speakers:

- ▶ Mr. Paul Ursell, Consultant Ophthalmic Surgeon, Epsom & St Helier Hospitals
- ▶ Mr. Sandro di Simplicio, Consultant Ophthalmic Surgeon, Royal Victoria Infirmary
- ▶ Dr. Jorge Alió de Barrio, Consultant & Surgeon in Ophthalmology, Alicante, Spain
- ▶ Prof. John Marshall, Professor of Ophthalmology, Institute of Ophthalmology, UCLH, London
- ▶ Dr. Thanasis Nikolakopoulos, Consultant Ophthalmic Surgeon, Papanikolaou Hospital, Thessaloniki, Greece
- ▶ Prof. Paul Foster, Consultant Ophthalmic Surgeon, Moorfields Eye Hospital, London
- ▶ Assoc. Prof. Jella An, Consultant Ophthalmologist, The Johns Hopkins Wilmer Eye Institute, Baltimore, USA (virtual)
- ▶ Prof. Rahat Husain, Senior Consultant Ophthalmologist, Singapore National Eye Centre, Singapore

FAQ

- ▶ **Registration** will open from 8 am in the main foyer area at the Royal Society of Medicine
- ▶ **Catering:** For those with a full ticket, we will provide refreshments at the exhibition located in the Cavendish Room and Max Rayne Foyer areas
- ▶ **Lectures** will take place in the Max Rayne Auditorium
- ▶ **Speakers' Dinner** will take place in the Atrium with pre-dinner drinks served in the ENT Room
- ▶ **Cloakroom** with a locker facility for bags located in the main reception area. This is unmanned
- ▶ **CPD:** The RCOphth's CPD programme has evolved to focus on reflection rather than collection of evidence. We will provide a self-completing certificate on the Eyehope website. Trends is automatically approved for CPD so please self-allocate a maximum of 12 points if attending the whole meeting (or 6 per day)
- ▶ **Evaluation:** please scan the QR code at the back of the programme or on the posters around the venue
- ▶ **Exhibition:** Please take time to visit the exhibition. Stands are located in the Max Rayne Foyer and Cavendish Room
- ▶ **Housekeeping:** There are no fire alarm tests planned. If the alarm sounds, please make your way through marked fire exits
- ▶ **GDPR:** please do not photograph or record lectures

Ridley Lecture

Sir Harold Ridley
1906-2001



- ▶ Nicholas Harold Lloyd Ridley was born in 1906 and was educated at Charterhouse and Pembroke College, Cambridge where he read natural sciences before qualifying in medicine at St Thomas's Hospital. On adopting surgery, he considered himself fortunate to have had the opportunity to undertake many procedures which he attributed to the paucity of surgeons, many of whom were casualties of the First World War. He often reflected that these casualties could have been the reason that he was elected a Fellow of The Royal College of Surgeons at the young age of 25.
- ▶ In 1941 he married Elisabeth Jane Wetherill and in the following year they purchased 53 Harley Street London W1 from Henry Stallard, a fellow ophthalmologist and long-distance 'Chariots of Fire' runner, the house that remained both their home in London and his consulting rooms for over 40 years.
- ▶ In the early 1950s he purchased a fly-fishing cottage on the River Wylie in Wiltshire and he and Elisabeth lived there in their retirement, she being devoted to her garden and he widening his fishing interests to include salmon fishing in Scotland.
- ▶ During his retirement he received many ophthalmic awards and was especially honoured to be knighted by HM The Queen 15 months prior to his death in 2001!

Programme:

Thursday 2nd March

- 08.30 - 09.20 Registration & Tea, Coffee at the trade exhibition
in Cavendish Room & Max Rayne Foyer
- 09.20 - 09.30 Welcome with Ms. Susana Morley
- 09.30 - 11.00 **Session 1: Medical Eye Unit cases**
chaired by Dr. Sui Wong, Dr. Jonny Virgo, Dr. Tas Braithwaite
- 09.30 - 10.00 (Un)checkmate - Mr. Neil Clough and Dr. Wong
- 10.00 - 10.30 The Sweet Spot - Ms. Shivaa Ramsewak and
Dr. Tasanee Braithwaite
- 10.30 - 11.00 Trojan Horse Optic Nerves - Mr. Abdus Samad Ansari and
Dr. Johnny Virgo
- 11.00 - 11.30 Morning coffee break at the trade exhibition
in Cavendish Room & Max Rayne Foyer
- 11.30 - 13.00 **Session II: Trends in Cataract Surgery**
chaired by Prof. David O'Brart & Mr. Mani Bhogal
- 11.30 - 11.45 Cataract and dementia - Mr. Paul Ursell
- 11.45 - 12.00 Carbon neutral cataract surgery - Mr. Sandro di Simplicio
- 12.00 - 12.15 Challenges in multifocal IOLs - Dr. Jorge Alió de Barrio
- 12.15 - 12.30 Surgical strategies to address Zonulopathies -
Mr. Mani Bhogal
- 12.30 - 12.45 Strategies to introduce premium intraocular lenses to
public health sector patients - Prof David O'Brart
- 13.00 - 14.00 Lunch at the trade exhibition
in Cavendish Room & Max Rayne Foyer

Programme:

Thursday 2nd March

- 14.00 – 15.30 **Session III: Trends in Oculoplastics**
chaired by Ms. Susana Morley
- 14.00 - 14.20 Removal of the eye: problems and pointers
Dr. Catie Downie
- 14.20 - 14.40 IgG4 related ophthalmic disease: a broad clinical spectrum – Ms. Li Yen Goh
- 14.40 - 15.00 Management of thyroid eye disease - a new horizon?
Ms. Susana Morley
- 15.00 - 15.20 A novel model for regional skin cancer services post Covid
Ms. Catie Downie
- 15.20 - 15.30 Discussion
- 15.30 – 16.00 **Afternoon break at the trade exhibition**
in Cavendish Room & Max Rayne Foyer
- 16.00 – 16.30 **Kitty Heatley Memorial Lecture**
Development and validation of deep learning models for the prediction of incident referable diabetic retinopathy and maculopathy - Mr. Paul Nderitu
- 16.30 – 17.30 **Session IV: Research and Industry**
chaired by Prof. Chris Hammond
- 16.30 - 17.00 Pollution: the new risk factor for eye disease?
Prof Chris Hammond
- 17.00 - 17.30 The role of industry - Prof. John Marshall
- 17.30 – 17.35 Closing remarks by Ms. Susana Morley
- 18.15 – 18.45 Pre-dinner drinks in ENT room
- 18.45 – 22.00 Speakers' Dinner in the Atrium

Programme:

Friday 3rd March

- 08.30 - 09.20 Registration & Tea, Coffee at the trade exhibition
in Cavendish Room & Max Rayne Foyer
- 09.20 - 09.30 Welcome with Ms. Susana Morley
- 09.30 - 11.00 **Session 1: Cases of the year**
chaired by Ms. Susana Morley
- 09.30 - 09.45 Medical Retina: "The heart of the matter" - Dr. Urvi Patel
- 09.45 - 10.00 Vitreoretinal: surgery "a (w)hole in one" - Mr. Ed Bloch
- 10.00 - 10.15 Oculoplastics: "Keeping up with the Joneses"
Ms. Chandni Nigam
- 10.15 - 10.30 Glaucoma: "A sickly sweet situation" - Ms. Irene Tan
- 10.30 - 10.45 Cornea: "M-pox" - Ms. Meriam Islam
- 10.45 - 11.00 Paediatric ophthalmology: "Beware of the dog"
Ms. Li Yen Goh
- 11.00 - 11.30 Morning coffee break at the trade exhibition
in Cavendish Room & Max Rayne Foyer
- 11.30 - 13.00 **Session II: Trends in Vitreoretinal Surgery**
chaired by Mr. Roger Wong,
- 11.30 - 11.50 "Zipper" - Dr. Thanasis Nikolakopoulos
- 11.50 - 12.10 Artificial intelligence in Retina - Mr. Tom Williamson
- 12.10 - 12.30 Folding of the macula - Mr. Roger Wong,
- 12.30 - 12.50 What is AIPL1? - Mr. Neruban Kumaran
- 12.50 - 13.00 Discussion
- 13.00 - 14.00 Lunch at the trade exhibition
in Cavendish Room & Max Rayne Foyer

Programme:

Friday 3rd March

- 14.00 – 15.30 **Session III: Trends in Glaucoma**
chaired by Mr. Ian Rodrigues
- 14.00 - 14.20 Trends in diagnosis and treatment for angle-closure glaucoma
Prof. Paul Foster
- 14.20 - 14.40 Rho Kinase inhibitor drops - the next new thing in glaucoma
Assoc. Prof. Jella An (virtual)
- 14.40 - 15.00 Trends in Glaucoma surgery – Mr. Ian Rodrigues
- 15.00 - 15.20 Trends in delivering glaucoma care: the Singapore Perspective
Prof. Rahat Husain
- 15.20 - 15.30 Discussion
- 15.30 – 16.00 **Afternoon break at the trade exhibition**
in Cavendish Room & Max Rayne Foyer
- 16.00 – 16.30 **Sir Harold Ridley Lecture**
Introduction by Mr. Alistair Wood, CEO of Ridley Eye Foundation
'Pressure, dynamics & Flow - A journey in Glaucoma'
Prof. K Sheng Lim
- 16.30 – 16.35 Presentation of Ridley Medal to Prof. Lim
by Mr. Nic Ridley, Chairman of Ridley Eye Foundation
- 16.35 – 16.45 Closing remarks from the Chair of Trends in Ophthalmology meeting 2023 - Ms. Susana Morley

Venue plan

WIMPOLE St



Max Rayne Auditorium



Max Rayne Foyer and ENT Room


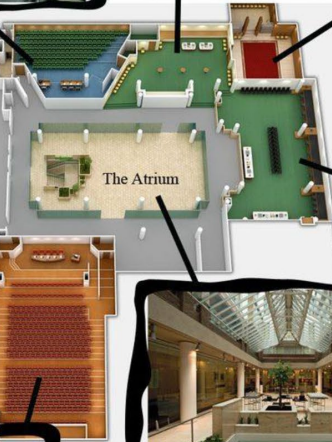


Cavendish Room



ENTRANCE

REGISTRATION & cloakroom area



Naim Dangoor Auditorium



Guy Whittle Auditorium



300 SEATER

Exhibitors

Company

Stand No.

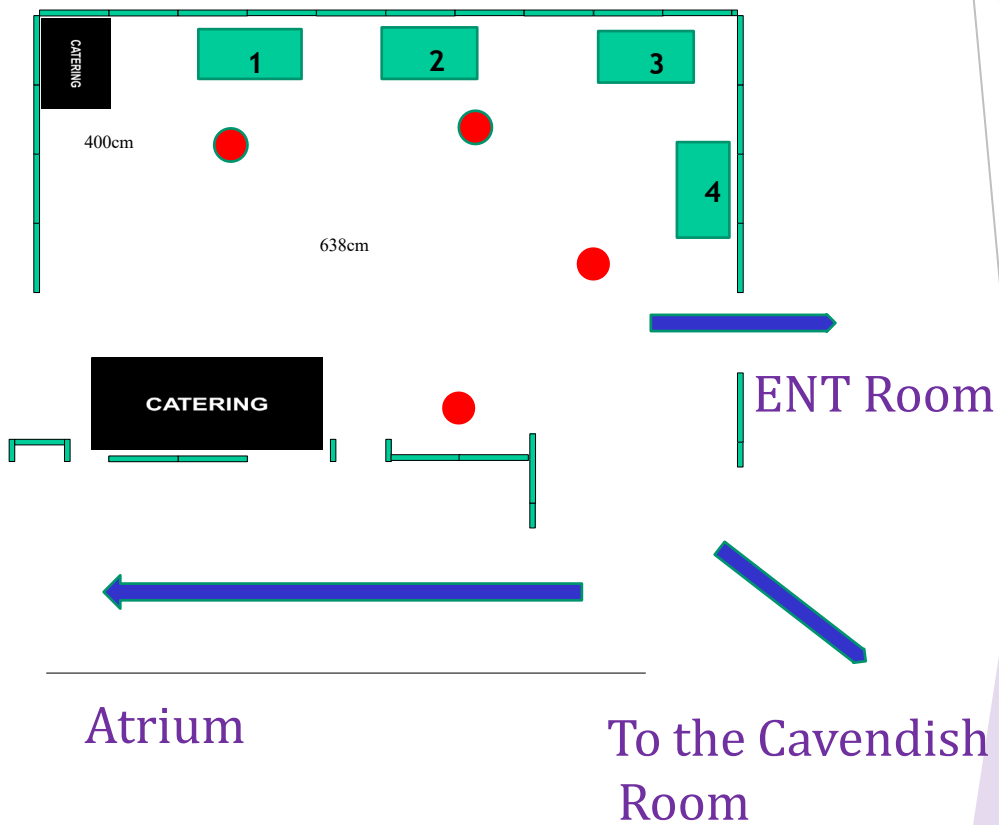
- Alimera -Iluvien 10 (F)*
- Altomed - Surgical instruments 1
- Bausch & Lomb - Capital equipment 2
- Carl Zeiss - Refractive portfolio 11 (F)*
- Core Surgical Ltd - Surgical instruments 9
- Haag-Streit UK - Diagnostic equipment 7
- HEINE - Indirect Ophthalmoscope 8
- Instinctive - Capital equipment 10 (T)*
- Nordic Pharma - Clinitas, Netilmicin 11 (T)*
- Santen - Glaucoma and dry eye 6
- Scope Eyecare - Dry eye products 5
- Surgitrac - Single-use instruments 3
- Théa - Glaucoma & dry eye products 4

Max Rayne Foyer: stands 1 - 4

Cavendish Room: stands 5 - 11

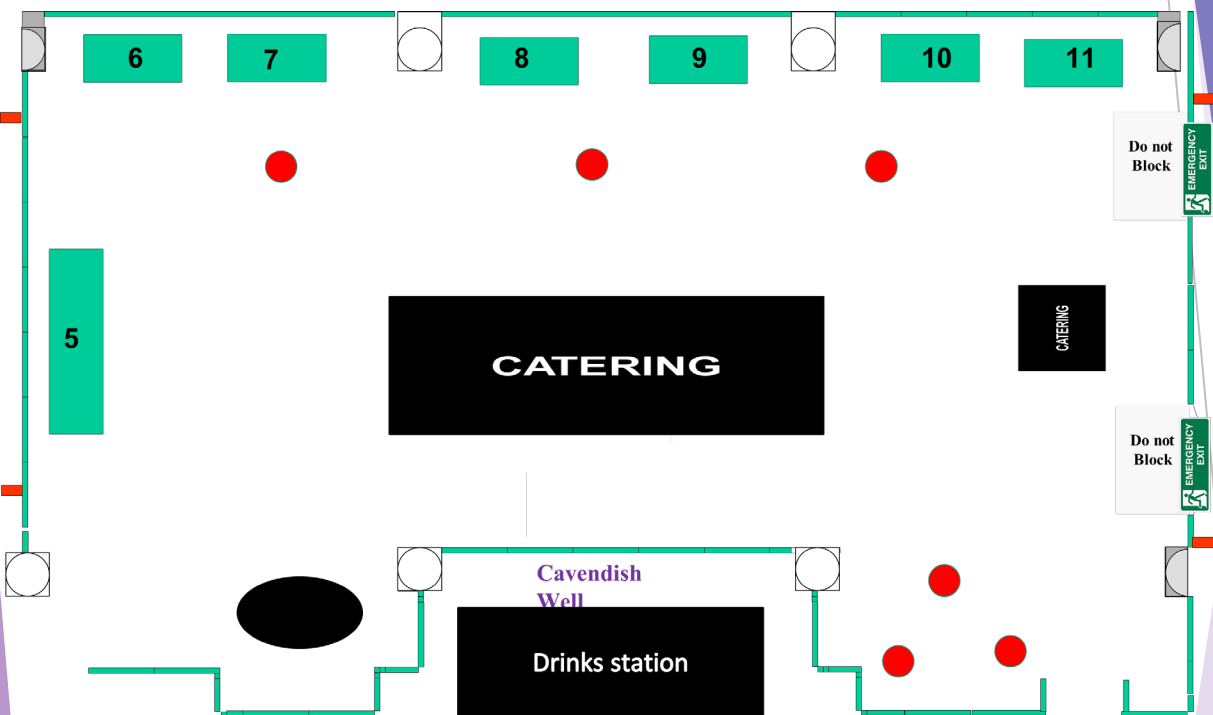
(T)* Thursday only & (F)* Friday only

Exhibition and Catering Max Rayne Foyer



- 1 - Altomed
- 2 - Bausch & Lomb
- 3 - Surgitrac
- 4 - Théa Pharmaceuticals

Exhibition and Catering Cavendish Room



- 5 - Scope Eyecare
- 6 - Santen
- 7 - Haag Streit UK
- 8 - Heine
- 9 - Core Surgical
- 10 - Instinctive on Thursday
- 10 - Alimera on Friday
- 11 - Nordic Pharma on Thursday
- 11 - Carl Zeiss on Friday

Evaluation

- ▶ Evaluate this year's Trends by using the QR code
- ▶ Self completing certificates will be emailed following completion of feedback

